

RICHARDSON'S BAY REGIONAL AGENCY

Thursday, April 15, 2010

6:30 P.M. to 8:30 P.M. (please note later starting time)

Sausalito City Council Chambers 420 Litho Street Sausalito, CA

PUBLIC COMMENT IS INVITED CONCERNING EACH AGENDIZED ITEM PURSUANT TO THE BROWN ACT. PLEASE LIMIT YOUR COMMENTS TO THREE (3) MINUTES.

AGENDA

6:30 P.M. CALL TO ORDER - ROLL CALL

1. Public comments invited concerning items NOT on this Agenda (3-minute limit)
2. Response to Board direction concerning previous actions
3. CLOSED SESSION
Conference with Legal Counsel – Anticipated Litigation
Significant exposure to litigation pursuant to subdivision (b) of California
Government Code Section 54956.9:1 potential case
4. OPEN SESSION
Minutes of January 21, 2010 Meeting
5. Review report of Harbor Administrator
6. Approval of prior expenditures for January – March 2010
7. Review FY 2010/11 budget
8. TMDL status update
9. Water quality testing results
10. Staff comments
11. Board member matters

Adjourn. **NEXT MEETING:** Tentatively planned for June 17, 2010. Please review your calendars and advise Staff as to your availability.

A COMPLETE AGENDA PACKET IS AVAILABLE FOR VIEWING ON THE RBRA WEBSITE <http://rbra.ca.gov> , AND AT THE SAUSALITO CITY LIBRARY.

TO RECEIVE AN ELECTRONIC MEETING NOTICE, PLEASE EMAIL REQUEST TO DON ALLEE AT dallee@co.marin.ca.us

RICHARDSON'S BAY REGIONAL AGENCY

MEMORANDUM

April 8, 2010

TO: RBRA Board

FROM: Ben Berto, RBRA Clerk

SUBJECT: April meeting

Board members:

The Board should have a quorum, with members from the County, Sausalito, and Mill Valley available to take action. Members from Belvedere and Tiburon have reported conflicts with the revised meeting date. In order to assist the quorum, **Staff has moved the meeting starting time back by one hour, to 6:30 pm.** As directed by the Board, the agenda will start out with public comments, and a response to queries. This will enable those members of the public who simply wish to speak on the first two items to avoid waiting until after the Closed Session.

Staff is making available the draft mooring program document it presented to BCDC last June. While drafts are not normally disseminated, a copy has already been released by BCDC. The document illustrates some of the divergence in positions between RBRA and BCDC, with RBRA emphasizing prevention of backfill.

The primary Board topic is the draft Budget for the upcoming Fiscal Year (FY '11). Despite some unavoidable expense increases, the draft Budget avoids any member dues increases. I have not heard from any Board member concerning any potential difficulties with maintaining in the proposed Budget the same level of contributions as this year's adopted Budget. Budget adoption by April is required by RBRA Bylaws. Staff is prepared to respond to any comments or questions.

The fall and winter water quality test results have been completed and a spreadsheet of the results are included in this packet. Some of those results show some surprising pollution levels. Staff will discuss the results at the meeting.

Staff has included a letter sent to the State Regional Water Quality Control Board providing a status update on our local TMDL update efforts. To staff's knowledge, the EPA still has not authorized any grant expenditures.

Aside from a lot of vessel demolitions, we are approaching the tail end of this El Nino winter in relatively good shape. See you next Thursday.

January 30, 2010

RBRA Board Chair Charles McGlashan:

Thank you for the opportunity to participate in the public comment concerning some of the recent actions by the RBRA. I think it's important to keep the public well informed about the decisions that your board members have made in recent months that are not always reflected in the Agenda items discussed at each meeting. I would respectfully request a full accounting in the interest of the public record on the following subjects.

1. Status of the legal case, court decision if there was one, and/or RBRA position on the Alfred Bono case regarding the mooring and storage of a large steel fishing vessel in Richardson Bay. As you know, the RBRA amended the RBRA Ordinance (N0. 08-1) pertaining to time restrictions on anchoring to specifically address enforcement of these anchorage rules for larger vessels. Was there a settlement in the case, and if so, what was the decision on enforcement on this or other larger (55 ft. +) vessels in the future?
2. The RBRA website and Anchorage Ordinances (*The provisions of this ordinance are intended to protect and promote the public health, safety and general welfare, to preserve the environment, and to protect the value, worth, and enjoyment of Richardson's Bay from damage caused by long term use of the anchorage without permit or regulation.*) specify that anchoring permits will be issued to vessels staying over the 72 hr. limit. Can the RBRA Board explain to your member's constituents and the general public why no permits have been issued and no potential revenue (other than from the few mooring balls that the RBRA manages) has been collected from this source to help defray the large administrative and operational expenses of the Agency's work? This would also help to reduce the large number of abandoned and derelict boats that are salvaged or disposed of at great taxpayer expenses thru the AWAFF program due to a more rigorous regulatory and enforcement environment.
3. The "work product" or summary of findings that your consultants (Popp/Shute) did in regards to advising the RBRA on the Mooring Plan/Strategic Bay Plan – specifically what they reported on their work (\$8,000+ billed) with the BCDC and others that may have influenced the Board's reluctance to proceed with the Mooring Plan investigation and analysis? Your June 4th meeting with Will Travis, Director of the BCDC, led you to suggest the "program was dead in the water". The public would expect some transparency in what the consultants did and what their report was to the Board. A vote on this specific subject on the status and continuance of the Mooring/Strategic Bay Plan should be included for the next RBRA meeting.

According to the July 16th minutes of the RBRA meeting... "Chair McGlashan explained that the recreational/residential plan that had been developed was

formulated since there was no other reasonable solution for dealing with the anchor-outs.” Question: What will be done with enforcement of the anchorage ordinances to the majority of non- residential or non-liveaboard vessels stored on the bay to conform to existing anchoring ordinances? Could the Board provide information to the public on how many “public nuisance” abatement cases or misdemeanor/infraction citations have been issued in each calendar year? Or what other specific enforcement actions have been undertaken under the terms of the RBRA Ordinances as they are now written? Would the Board agree to some accountability standards/goals with these enforcement tools in mind to ensure the public that their taxpayer funded program is actually following the stated goals of the Agency?

4. How does the Board Chair reconcile his personal views stated clearly in the July 16th-’09 meeting on your stated desire for the “preservation of the lifestyle of the anchor-outs”, including residential use of public trust lands governed by the State Lands Commission/BCDC, a position that conflicts directly with the existing regulatory and legal statutes of these governing entities, not to mention in your own RBRA Ordinances. Are you not bound and have a fiduciary obligation in your elected leadership role to follow the existing legal framework well established in local and state ordinances that supersede your own personal political views on this subject?

A timely response for the record would be appreciated to help clarify the RBRA position on these subjects.

Sincerely,



Peter Moorhead

Public Trust Advocate-Concerned Citizen

RBRA Board Members:

Jerry Butler

Ken Wachtel

Jonathan Leone

Emmett O’Donnell

BCDC:

Will Travis

RICHARDSON'S BAY REGIONAL AGENCY
MINUTES OF JANUARY 21, 2010
HELD AT SAUSALITO CITY HALL CHAMBERS

MEMBERS PRESENT: Board Chair Charles McGlashan, (Marin County); Dick Collins (Tiburon); Jerry Butler (Belvedere); Ken Wachtel, (Mill Valley)

ABSENT: Jonathan Leone (Sausalito)

STAFF: Bill Price (Harbor Administrator); Ben Berto (RBRA Clerk); Clem Shute (Legal consultant)

Meeting called to order at 5:38 PM

Welcome of new Board member and election of new RBRA Vice Chair

Member Dick Collins excused himself as RBRA Board member due to his many other responsibilities as new mayor of Tiburon. Emmitt O'Donnell has been appointed in his stead, and he comes to the Board having served on the Tiburon Design Review Board, the Planning Commission, and currently on the Town Council. He is also an avid boater.

Chair McGlashan commended Mr. Collins for his contribution to the RBRA, and wished him the best facing his new challenges.

Chair McGlashan nominated Member Wachtel for vice chair, and he was approved unanimously by the Board.

The Board and Staff adjourned to a Closed session to discuss anticipated litigation with legal counsel. Open session reconvened at 6:55PM.

Public comments invited concerning items NOT on this Agenda (3-minute limit)

Peter Moorhead expressed hope that the new member would get up to speed quickly. He asked about the outcome of the RBRA's legal action against the large fishing vessel anchored out, and expressed that all the vessels were illegal unless issued permits. He mentioned an anchored houseboat that was recently in the press and asked about its status. He asked about the status of the Strategic Plan and wanted to know if it was off the table, and he wanted to know what the consultant was paid for work on the Plan, and he wondered if there was any work to show for the expense.

Bob Mitchell asked why the fishing boat had not been abated. He also asked the board to undertake practical items: to back away from the 125 moorings on the Sausalito shoreline and fulfill the will of BCDC and State Lands Commission to rid the anchorage of moored boats. He also asked for a full accounting of consultant fees spent on the Mooring field to date.

Minutes of November 19, 2009 Meeting

Minutes were approved, with O'Donnell abstaining.

Review report of Harbor Administrator

Mr. Price spoke about the storm of January 19th and said that 1 small boat had been recovered off of a house in Belvedere, and that 4 vessels had sunk and 7 were either beached or recovered from the beach already. He stated that the beach would be cleared of all boats by the end of the week.

He also addressed the water tests that were underway and said that with all the run-off we were expecting some interesting results. The State Board had offered to fund future tests if possible within the scope of their budget.

A houseboat had been identified as disconnected from the main sewage line by some watchful residents, and Mr. Price and Robert Turner from EHS participated in a joint site visit, which resulted in a newly repaired sewage hook-up on the houseboat within 12 hours. It is hoped that the neighborhood watch model will successfully address the TMDL concerns regarding monitoring pipes and systems at the houseboat marinas.

Report was accepted.

Prior Expenditures

Mr. Price reported that expenditures seemed to be on track, but that the El Nino year could have a disastrous effect on the budget numbers if large storms keep coming in.

The expenditure report was accepted.

TMDL Plan Discussion

Mr. Berto explained the status of Environmental Health Services and their participation in the TMDL, which includes outreach to the houseboat marinas. EHS anticipates a grant of \$5K to help pay for their role, although the contract for the grant had yet to be approved. This had held up EHS' participation, but it was expected that the grant would be approved and activities moving forward by the end of March.

Board Member Matters

Chair McGlashan asked that if a Closed Session is scheduled, the public comment portion of the meeting should be moved up on the schedule so that members of the public with comments do not have to wait for the regular meeting to reconvene. He also asked, with Board concurrence, Staff to prepare a cost accounting for the Strategic plan consultants, and to release the draft powerpoint that was presented to the BCDC last Summer. He made it clear that the RBRA had to get buy-in on mooring program parameters from BCDC, the lead permitting agency before serious work in a local forum that would raise public expectations and incur expenses. It has always been the intent of the RBRA to initiate a full public outreach and development program once the basis for a working relationship with BCDC has been established.

The meeting was adjourned at 7:30 PM

NOTE: The next meeting of the RBRA is scheduled for **May 20, 2010 at 5:30 PM** at the Sausalito City Hall Chambers.

RICHARDSON'S BAY REGIONAL AGENCY

HARBOR ADMINISTRATOR'S REPORT WORKING RELATIONSHIPS

March 11, 2010

- **Dept. of Boating and Waterways** – 1) Boating and Waterways has provided a new sewage pump-out vessel to replace “Waste-Aweigh”, which is now 10 years old. Money for the vessel has been secured through an EPA grant. Vessel is being prepared for delivery and should be available and working next month. The old vessel will be retired and returned to the State. 2) Received first 2009 grant reimbursement check from DBW AWAFF grant totaling \$29,634. Submitting the second reimbursal request for @\$45,000 that primarily covers 2010 storm-related projects from the last two months. 3) Applying for two grants from DBW: the AWAFF grant and the new “Vessel Turn-In Program” (VTIP) grant. Initially anticipate a total grant request of @\$132,000 plus the VTIP program.
- **US Coast Guard** – 1) Attending all meetings of the Abandoned Vessel group that the Coast Guard sponsors. 2) Worked with Incident Command Center on three cases where fuel had to be pumped from a wreck prior to the removal of the vessel.
- **Sausalito Police Department** – 1) Training new officers on the operations of the patrol boat. 2) Worked closely with detectives to find and recover a stolen vessel and investigate the incident. 3) Using Community Service volunteers to repair, clean, and upgrade docks. Meeting with city official to determine acceptable uses for the docks.
- **Corps of Engineers** – Assisted the Corp in dealing with the influx of storm-related incidents at their main dock.
- **CA Association of Harbor Masters and Port Captains** – Attended the bi-annual Board meeting in Dana Point. Heading the Clean Marina committee and serving on the Legislative committee.

DEBRIS REMOVAL

- Disposed of 19 vessels as well as 6 skiffs and 2 dock sections. 4 boats are currently impounded. Boat demolition list covers the last 4 months.
- Beach clean-up efforts continue using Community Service volunteers.

RAPID RESPONSE

- Two vessels were retrieved from West Shore Road, Belvedere. 6 vessels were rescued during the height of the storm, but they were recovered off the shoreline in Tiburon. 4 large vessels washed up on Tiburon's shoreline and were stranded there for a week. Two were removed by the owners, one was salvaged by RBRA and one was delivered to RBRA for disposal once it was removed due to terminal leakage.
- Rapid Response flyer has been updated and sent out to residents and local authorities.

WATER QUALITY

- Water testing for winter 2010 has wrapped up, and results are expected within a few weeks.
- Schoonmaker Point Marina, Pelican Yacht Harbor and Sausalito Yacht Harbor are all working to become certified California Clean Marinas.

RICHARDSON'S BAY REGIONAL AGENCY

HARBOR ADMINISTRATOR'S REPORT WORKING RELATIONSHIPS

April 11, 2010

- **Dept. of Boating and Waterways** – 1) Sent in grant reimbursement request to DBW to cover operations and maintenance on the sewage pump-out vessel, totaling \$11,723. 2) Submitting the second reimbursal request for \$47,782.80 which primarily covers 2010 storm-related projects from the last two months. 3) Applying for two grants from DBW: the AWAFF grant and the new “Vessel Turn-In Program” (VTIP) grant. Initial forecasts point toward a total grant request of @132,000.
- **US Coast Guard** – 1) Meeting with the Coast Guard, Sheriff, So. Marin Fire and Sausalito Police Department to discuss Richardson's Bay issues and goals.
- **Sausalito Police Department** – 1) Training new officers on the operations of the patrol boat.
- **Corps of Engineers** – Worked on debris yard to prepare for the Corps earthquake training exercises.
- **CA Association of Harbor Masters and Port Captains** – Attended the bi-annual Board meeting in Dana Point. Heading the Clean Marina committee and serving on the Legislative committee.

DEBRIS REMOVAL

- Working with the Coroner's office and the Marin Co. Public Administrator's office to deal with 2 vessels owned by individuals who have since died. Vessels are being held pending the investigations, and if no next of kin step forward, the vessels will be disposed of due to their deteriorated condition.
- Disposed of 3 vessels as well as 1 skiff and 1 dock section. 4 boats are currently impounded.
- Beach clean-up efforts continue using Community Service volunteers.

RAPID RESPONSE

- One vessel was rescued from a dock on Westshore Road. The 22' sailboat was towed to safety before any damage occurred and the owner is being sought to compensate for the costs.
- One vessel was secured to a dock and the owner was notified. He responded immediately and the vessel was recovered. There was no damage since the weather was benign.

WATER QUALITY

- Checked on a reported sewage spill, but it was identified as a massive algae bloom
- Schoonmaker Point Marina, Pelican Yacht Harbor and Sausalito Yacht Harbor are all working to become certified California Clean Marinas.
- MT Head is conducting a new sign-up drive for more anchor-out participation in the pump-out program.

Richardson Bay Regional Agency

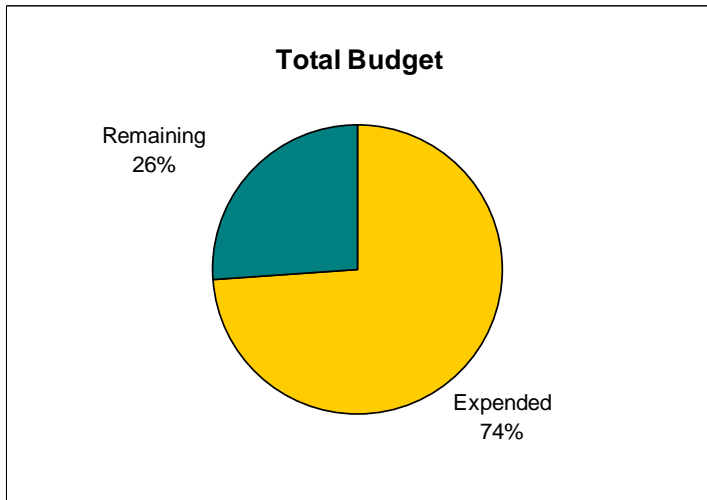
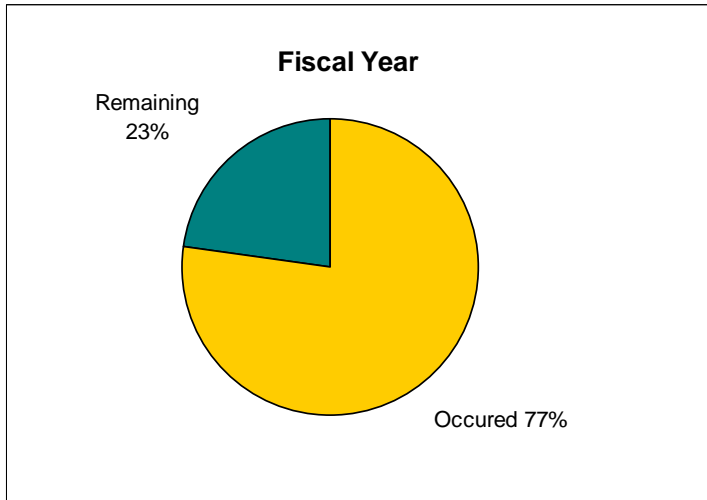
Vessel Disposal List Nov. 2009 - Mar. 2010

Date	Name	Type	Amount
11/18/2009	JOLLY ROGER	42' POWER	4,430.00 SUNK
11/18/2009	MOONBEAM	28' SAIL	0.01
11/19/2009	AVR CANO	65' POWER	3,799.90 SUNK
11/21/2009	BUCCANEER	25' SAIL	1,742.03 ABANDONED
11/21/2009	WATERBUG	20' POWER	200.00 ADRIFT
11/21/2009	SHAWNEE	18' POWER	185.00
11/24/2009	AMERICAN 24	24' SAIL	185.00 ADRIFT
11/24/2009	C20 TRAVIS	20' SAIL	250.00
11/24/2009	BROADBILL	37' POWER	2,173.03
11/28/2009	DELTACRAFT	18' POWER	185.00
11/28/2009	TROJAN 26	26' POWER	660.00
11/28/2009	HELIOS	26' SAIL	0.01
12/5/2009	MAX'S DREAM	35' SAIL	1834.47
12/5/2009	VAGABONDO	23' SAIL	270.00 SUNK
12/5/2009	DANCING DRAGON	20' SAIL	185.00
12/10/2009	NO RESPECT	36' POWER	200.00
12/10/2009	AVANTI	20' POWER	200.00 SUNK
12/10/2009	FERROMAR	38' SAIL	2,440.00 SUNK
12/19/2009	EDGEWATER	18' SAIL	185.00 ABANDONED
12/19/2009	COBRA	22' SAIL	100.00
12/19/2009	GRIFFIN	42' POWER	2,036.85 SUNK
12/19/2009	CARIB SKIFF	18' POWER	200.00 SUNK
12/19/2009	CORONADO 23	23' SAIL	623.00
1/2/2010	CANCUN	30' SAIL	2,013.00 BEACHED
1/28/2010	SUNQUEST	42' POWER	5,460.00 SUNK
1/28/2010	ISLANDER BAHAMA	24' SAIL	185.00 BEACHED
1/30/2010	36' POWERBOAT	36' POWER	2,175.00 SUNK
1/30/2010	CROSBY SAIL	24' SAIL	800.00 SUNK
1/30/2010	GREEN SKIBOAT	18' POWER	400.00 SUNK
1/30/2010	BUMFUZZLE	55' SAIL	8,990.00 SINKING
2/1/2010	DROOPY	36' POWER	2,000.00 SUNK
2/3/2010	BULLY CHRIS	35' POWER	3,772.00
2/3/2010	MONA MONK	32' POWER	2,825.00 SUNK
2/3/2010	LAHAINA	40' SAIL	8,700.00 SUNK
2/13/2010	ISLANDER 23	23' SAIL	500.00
2/13/2010	CLAUDIA	30' POWER	150.00
2/13/2010	WIND SPIRIT	22' SAIL	0.01
2/13/2010	TUNA TOWER BOAT	24' POWER	0.01
2/13/2010	HYDROSTREAM	20' POWER	640.00 ABANDONED
2/20/2010	HOWLIN OWL	24' SAIL	1,291.11 ABANDONED
2/20/2010	TOLLYCRAFT	30' POWER	125.00 ABANDONED
3/6/2010	QUICK TRIP II	24' SAIL	1,926.00 BEACHED
3/6/2010	SPOT	30' SAIL	2,170.88 BEACHED
4/10/2010	38' CAVALIER	38' POWER*	1,237.00 ABANDONED

67,444.31

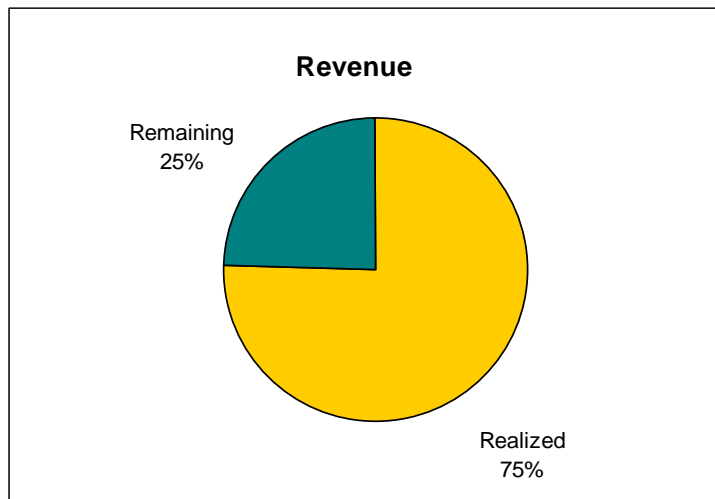
* signifies that invoices are still coming in

Percent of Budget and Percent of Year as of April 8, 2010



Expenditures vs. Budgeted Expenditures

Expenditures	\$242,997
Adopted Budget	\$328,870



Realized Revenue vs. Budgeted Revenue

Realized Revenue	\$247,006
Budgeted Revenue	\$328,626

RBRA FY 2010 - JAN. 11, 2009- MAR. 9, 2010 BALANCE SHEET

COST ELEMENT	TYPE	EXPENSES	REVENUE
Bldgs & Grounds Rent	Mooring rent - Hebert		600.00
Sales and Services	Disposal Services - Parker Diving		400.00
		TOTAL REV	1000.00
Professional Services	FLESHMAN - Day labor	375.00	
Professional Services	FLESHMAN - Day labor	225.00	
Professional Services	WEDLOCK - survey	185.00	
Professional Services	WEDLOCK - survey	185.00	
Professional Services	DAVE'S DIVING SERVICE - salvage	2750.00	
Professional Services	PARKER DIVING SERVICE - salvage	4900.00	
Professional Services	PARKER DIVING SERVICE - salvage	2000.00	
Professional Services	PARKER DIVING SERVICE - salvage	400.00	
Professional Services	PARKER DIVING SERVICE - salvage	610.00	
Professional Services	PARKER DIVING SERVICE - salvage	1800.00	
Professional Services	PARKER DIVING SERVICE - salvage	800.00	
Professional Services	DIEGO TRUCK REPAIR - towing	375.00	
Professional Services	MT Head - sewage pump-out	325.00	
Professional Services	ALEXANDER, EILEEN DENNY - web update	260.00	
Professional Services	San Rafael Yacht Harbor - boat disposal	8700.00	
Professional Services	San Rafael Yacht Harbor - boat disposal	7700.00	
Professional Services	PARKER DIVING SERVICE - salvage	2600.00	
Professional Services	FLESHMAN - Day labor	150.00	
Professional Services	FLESHMAN - Day labor	125.00	
Professional Services	PARKER DIVING SERVICE - salvage	352.50	
Hazard. Materials Clean Up	BAY CITIES REFUSE - debris removal	773.00	
Hazard. Materials Clean Up	BAY CITIES REFUSE - debris removal	3772.00	
Legal Services	SHUTE MIHALY & WEINBERGER - Counsel	1471.50	
Legal Services	COUNTY OF MARIN- County Counsel	87.50	
County Salary	Salary	9471.24	
Comms - Broadband	AT & T	78.34	
Comms - Broadband	Earthlink	5.90	
Comms - Cell phone	AT&T mobile phone	73.56	
Rent - Equipment Rental	HERTZ EQUIPMENT - backhoe rental	1291.11	
Rent & Operating Leases	SCHOONMAKER POINT MARINA - Slip	147.50	
Rent & Operating Leases	SCHOONMAKER POINT MARINA - Slip	277.71	
Rent & Operating Leases	LIBERTY SHIP WAY - dry storage	240.00	
Rent & Operating Leases	ICB ASSOCIATES - office	420.00	
Rent & Operating Leases	SAUSALITO SHIPYARD & MARINA - Slip	210.00	
Rent & Operating Leases	SAUSALITO SHIPYARD & MARINA - Slip	210.00	
Rent & Operating Leases	SAUSALITO SHIPYARD & MARINA - Slip	105.00	
Rent & Operating Leases	SAUSALITO SHIPYARD & MARINA - Slip	84.00	
Rent & Operating Leases	SAUSALITO SHIPYARD & MARINA - Slip	133.00	
Rent & Operating Leases	SAUSALITO SHIPYARD & MARINA - Slip	84.00	
Rent & Operating Leases	SAUSALITO SHIPYARD & MARINA - Slip	49.00	
Rent & Operating Leases	SAUSALITO SHIPYARD & MARINA - Slip	210.00	
Rent & Operating Leases	SAUSALITO SHIPYARD & MARINA - Slip	210.00	
Rent & Operating Leases	SAUSALITO SHIPYARD & MARINA - Slip	70.00	
Rent & Operating Leases	SAUSALITO SHIPYARD & MARINA - Slip	210.00	
Rent & Operating Leases	SAUSALITO SHIPYARD & MARINA - Slip	210.00	
Rent & Operating Leases	SAUSALITO SHIPYARD & MARINA - Slip	210.00	

Rent & Operating Leases	ICB ASSOCIATES - office	420.00
Rent & Operating Leases	SCHOONMAKER POINT MARINA - Slip	276.12
Rent & Operating Leases	SCHOONMAKER POINT MARINA - Slip	147.50
Rent & Operating Leases	LIBERTY SHIP WAY - dry storage	240.00
Trav-Meals	Saylor's Landing - volunteer crew lunch	28.87
Postage	Fed Ex	10.70
Maintenance	Port Supply - boat parts	18.82
Maintenance	Water Street hardware - dock parts	29.70
Maintenance	Water Street hardware - dock parts	33.76
Maintenance	Water Street hardware - dock parts	27.24
Maintenance	Goodman hardware - gloves, bags and tools	46.72
Maintenance	Port Supply - boat parts	158.50
TOTAL EXPENDITURES		55359.79

RBRA FY 2010 - JAN. 11, 2009- MAR. 9, 2010 BALANCE SHEET

COST ELEMENT	TYPE	EXPENSES	REVENUE
Bldgs & Grounds Rent	Slip fees - Mundo		-70.00
Bldgs & Grounds Rent	Slip fees - Dervin		-100.00
Sales and Services	Clipper YH debris fees		-378.00
		TOTAL REV.	-548.00
Prof Svcs - Other	Lien sale services - Costello	210.00	
Prof Svcs - Other	Website update - Alexander	260.00	
Prof Svcs - Other	MT Head pump-out	350.00	
HazMat Clean Up	Bay Cities debris	601.00	
Prof Svcs - Legal	Marin Co. Counsel	218.75	
Rent - Off Space	ICB - office rent	420.00	
Rent - Off Space	Libertyship Way - dry storage	240.00	
Rent - Off Space	Sausalito Shipyards - impound slips	35.00	
Rent - Off Space	Sausalito Shipyards - impound slips	105.00	
Rent - Off Space	Sausalito Shipyards - impound slips	35.00	
Rent - Off Space	Sausalito Shipyards - impound slips	210.00	
Rent - Off Space	Sausalito Shipyards - impound slips	210.00	
Rent - Off Space	Sausalito Shipyards - impound slips	35.00	
Rent - Off Space	Sausalito Shipyards - impound slips	119.00	
Trav - Airline	Flight to CAHMPC Board mtg	99.20	
Trav-Gas-Non-Garage	Gas for rental car	7.86	
Trav-Meals	per diem 2 days - CAHMPC mtg	52.99	
Trav -Veh Rent&Lease	rental car - CAHMPC	78.15	
Prof Svcs - Other	Website update - Alexander	130.00	
Prof Svcs - Other	Dy labor - Fleshman	125.00	
Prof Svcs - Other	San Rafael yacht harbor - slip fees	250.00	
Prof Svcs - Other	San Rafael yacht harbor - slip fees	250.00	
Prof Svcs - Other	Lien sale services - Costello	140.00	
Com Srvc - Cell Phon	Lien sale services - Costello	73.77	
Rent - Off Space	Hertz Rentals - backhoe	470.88	
Rent - Off Space	Schoonmaker Point marina - slip fees	275.00	
Rent - Off Space	Schoonmaker Point marina - slip fees	147.50	
		TOTAL EXP.	5149.10

RICHARDSON'S BAY REGIONAL AGENCY

MEMORANDUM

April 8, 2010

TO: RBRA Board

FROM: Ben Berto, RBRA Clerk

SUBJECT: Preliminary FY 2010-2011 budget

Board members:

Board members will note that the attached budget for Fiscal Year 2010-2011 (FY'11) proposes no increase in costs to local jurisdiction members.

Expenses are projected to increase by approximately \$20,000 of which about half is due to increases in staff expenses, and the other half from expenditures for the biennial audit and RBRA's pumpout vessel operations. Vessel demolition is also proposed to be increased. Staff expenses are going up because of anticipated increases for Harbor Administrator benefits and retirement and a fine-tuning of the Clerk's hours at the \$128/hour fully funded management and administration rate.

The budget reduces the mooring work program line item for outside consulting from \$12,000 to \$7,000, reflecting intransigent sticking points with BCDC. If RBRA jurisdictions' abilities to fund mooring activities improve in FY '12, staff would like to request increasing this portion of the budget to allow substantive work to continue.

Revenues for vessel demolition are projected to match increased expenses through additional Abandoned Watercraft Abatement Fund (AWAF) reimbursements and the upcoming Vessel Turn-In Program (VTIP). RBRA anticipates being busier than ever on this important task.

This is the second and likely the last year that the budget can avoid any increase in member dues. Even in the upcoming fiscal year, Staff may have to request a budget supplement if an unexpected issue arises that necessitates additional expenditures.

Along with the proposed budget is a sheet with each member jurisdiction's proposed contribution share. After RBRA budget adoption, staff will send an invoice to each member and jurisdiction's finance officer with the contribution amount requested. Staff will follow up after the new fiscal year to confirm budget approval and payment.

Attachments: 1. Draft FY 2010-2011 RBRA Budget
2. RBRA member jurisdiction budget splits

RICHARDSON'S BAY REGIONAL AGENCY - FY 10-11 DRAFT BUDGET 3/12/2010

EXPENDITURES

BUDGET#	DESCRIPTION	09/10 ADOPTED	09/10 ACTUALS	10/11 PRJCTD	
5210100	PROFESSIONAL SERVICES	\$282,520	\$278,910	\$301,840	AWAF salvage; legal; salary; county management
5210500	INSURANCE PREMIUMS	\$13,500	\$13,764	\$13,750	
5210700	COMMUNICATION	\$1,600	\$1,577	\$1,600	phone, fax, internet, mobile
5211200	RENTAL & OPER. LEASES	\$23,000	\$23,384	\$26,000	Office; slips & dry storage; heavy equipment rental
5211300	PROF. DEVEL. EXPENSES	\$600	\$618	\$600	professional associations
5211400	TRAVEL & MEETINGS	\$2,000	\$1,000	\$2,000	Harbormaster's Conference (So Cal 2010), mileage
5211520	PUBLICATION	\$1,000	\$85	\$800	Legal ads
5220100	OFFICE EXPENSES	\$650	\$500	\$500	
5220200	MAINT. & REPAIR - EQUIP	\$3,500	\$1,300	\$2,500	Patrol boat maintenance
5482045	VEHICLES	\$500	\$0	\$0	
		\$328,870	\$321,138	\$349,590	

PROFESSIONAL SERVICES BREAKOUT					
	MOORING WORK PROGRAM	\$12,000	\$4,905	\$7,000	Outside legal consulting
	LEGAL	\$7,000	\$262	\$3,000	County Counsel
	RAPID RESPONSE PROGRAM	\$10,000	\$7,000	\$10,000	
	LAB SERVICES	\$6,000	\$4,500	\$5,000	TMDL testing @4200. MCCSTOPP contribution
	SPECIAL APPOINTMENT	\$123,453	\$123,453	\$129,780	Est. incl. new 5% hike in benefit expenses & 1.5% COLA
	PROFESSIONAL SERVICES	\$90,000	\$90,090	\$90,000	AWAF salvage
	CDA ADMIN	\$31,000	\$28,000	\$34,560	CDA mangement and administrative expenses
	10% AWAFF grant expenditures		\$10,200	\$12,000	AWAF salvage match funds
	AUDIT		\$5,000	\$5,000	
	MT HEAD		\$4,000	\$4,000	Sewage pump-out services
	WEBSITE DEV & ADMIN	\$2,000	\$1,500	\$1,500	updates and maintenance
		\$281,453	\$278,910	\$301,840	

REVENUES

		09/10 ADOPTED	09/10 ACTUALS	10/11 PRJCTD	
	Beginning Balance				
4410125	INTEREST POOLED INVST	\$1,000	\$1,092	\$1,000	
4410225	SLIP RENTALS	\$3,000	\$3,875	\$3,000	mooring rentals
4410410	OTHER SALES & SERVICES	\$5,000	\$7,000	\$6,000	misc. reimbursement, disposal chargeback
4530527	INTERGOVT REVS - STATE	\$112,000	\$110,000	\$132,000	AWAF reimb. 120K, EPA Grant 12K
4640322	INTERGOVT REVS - LOCAL	\$207,626	\$207,626	\$207,626	RBRA Member Dues
		\$328,626	\$329,593	\$349,626	

RBRA DUES CALCULATIONS FOR FY 10-11

3-18-10 draft

	% budget	Current
Marin Co	42.5	\$88,241.00
Sausalito	35	\$72,669.00
Tiburon	10	\$20,763.00
Belvedere	7.5	\$15,572.00
Mill Valley	5	\$10,381.00
		\$207,626.00

RICHARDSON'S BAY REGIONAL AGENCY

TMDL Implementation Plan Progress Report

April 2, 2010

The Richardson's Bay Regional Agency (RBRA) has adopted its Local Implementation Plan (see attached) last September. We have the following status update to report concerning Plan elements,:

Water Quality Testing

Fecal coliform testing has been added to the testing program protocols for all sites in Richardson's Bay starting in September 2009. The RBRA has also implemented a new wet-weather testing cycle, which started in January 2010.

We have completed both the dry season and wet season water quality tests. Robert Turner from Marin Co. Environmental Health Services has provided an Excel spreadsheet summarizing the results (see attached) .

Anchor-out Vessels

The MT Head program has been ramping up its service of live-aboard vessels, and is now up to 20 vessels participating. The RBRA has also provided 10 holding tanks and 4 porta-potties for vessels on this program, enhancing program participation and effectiveness. This program is provided free of charge and we anticipate another 5 – 10 sign-ups by the end of the summer.

The RBRA has applied for and received a Boating and Waterways grant which will supply a new sewage pump-out vessel to replace the old "Waste Aweigh" boat in May 2010. The life expectancy of the old boat had been reached and the new vessel will allow us to continue operations without costly break-downs and lapses in service.

Marinas

The marinas are continuing their implementation of the rule whereby all live-aboards are required to pay for pump-out service by MT Head in their monthly billing cycle. They are quite active in assuring compliance within their own marinas as they recognize the importance of requisite pumpout for their full-time residents.

We have not formalized the neighborhood watch as of yet but the concept has been discussed at length with local area harbormasters, and they are fully supportive of the idea and have been informally using it for decades within their respective marinas.

The current neighborhood watch program has resulted in one reported violation in the houseboat marinas, and that problem was immediately investigated and addressed by the

RBRA and EHS. The houseboat owner involved took action and cured the situation within 20 hours after his water supply was shut off.

The neighborhood watch program within the recreational marinas has been in effect for over 6 months and has not resulted in any reported violations to the RBRA.

Clean Marina California program

Two marinas are preparing for the certification process – Schoonmaker Point and Sausalito Yacht Harbor. It is expected that both marinas will be certified by July 2010. Pelican Harbor is in the preliminary stages of the certification process as well, but due to low staffing levels it is expected that they will take additional time to finish the work.

Pumpout Stations

Plans are in the works to install a new pumpout system at Sausalito Shipyard and Marina. RBRA is working with both Libertyship Marina and Sausalito Marineways to construct a pumpout station at each marina.

Gates Co-op

Regular inspection of Gates Co-op docks and pipes by the RBRA has resulted in a much tighter system. The floating docks have all been replaced over the last year, resulting in less flex and the reduced probability of leaks and emergency repairs.

Formalization of the remainder of the implementation plan is temporarily on hold pending EPA approval of a grant contract awarded to (in part) pay for the County Environmental Health Services expenses. We anticipate EPA approval this spring, whereupon additional marina outreach and program implementation will be scheduled.

Thank you for delivering on the promised assistance conducting the multiple tube sampling and testing. By the way, what were your costs for the testing, and what lab did that work? Hopefully, RWQCB will continue to be able to handle the multiple tube testing, insofar as RBRA anticipates a second year of no added revenues and any expense increases will be extremely difficult to budget.

Sincerely,

Ben Berto
Clerk

Bill Price
Harbor Administrator

Attachments: 1. RBRA TMDL Local Implementation Plan
2. Marin County EHS 2009-2010 water quality test results

DRY

	Single Sample					30 Day Geo Mean
Total Coliform Not To Exceed	10,000					1000
E. coli Not to Exceed	235					126
Fecal Coliform Not to Exceed	400					200
Enterococcus Not to Exceed	104					35

WALDO POINT GATES COOP Station #41	22-Sep-09	29-Sep-09	6-Oct-09	12-Oct-09	20-Oct-09	20-Oct-09
Total Coliform 10,000 / 1000	3654	24192	554	4352	3873	3831
E. coli 235 / 126	609	2603	448	305	546	652
Fecal 400 / 200	240	1200	46	240	540	280
Enterococcus 104 / 35	30	226	98	63	299	105

KAPPAS HOUSEBOATS Station #43	22-Sep-09	29-Sep-09	6-Oct-09	12-Oct-09	20-Oct-09	20-Oct-09
Total Coliform 10,000 / 1000	1090	714	657	573	24192	1479
E. coli 235 / 126	187	97	98	63	2851	200
Fecal 400 / 200	81	140	110	81	760	150
Enterococcus 104 / 35	20	20	145	9	6488	81

WALDO "A" DOCK Station #40	22-Sep-09	29-Sep-09	6-Oct-09	12-Oct-09	20-Oct-09	20-Oct-09
Total Coliform 10,000 / 1000	1585	15531	857	235	6131	1980
E. coli 235 / 126	275	1086	201	9	583	199
Fecal 400 / 200	180	760	400	24	760	251
Enterococcus 104 / 35	9	20	10	10	529	25

WALDO POINT SOUTH 40 Station 15	22-Sep-09	29-Sep-09	6-Oct-09	12-Oct-09	20-Oct-09	20-Oct-09
Total Coliform 10,000 / 1000	24192	17329	538	528	6131	3738
E. coli 235 / 126	2755	1198	86	63	389	370
Fecal 400 / 200	1200	760	20	81	400	226
Enterococcus 104 / 35	85	96	10	10	571	54

CLIPPER BASIN #4 Station 14	22-Sep-09	29-Sep-09	6-Oct-09	12-Oct-09	20-Oct-09	20-Oct-09
Total Coliform 10,000 / 1000	24192	3076	120	74	6131	1323
E. coli 235 / 126	1553	404	9	10	299	111
Fecal 400 / 200	760	240	11	14	540	109
Enterococcus 104 / 35	31	20	9	10	420	30

ARQUEZ MARINA Station #37	22-Sep-09	29-Sep-09	6-Oct-09	12-Oct-09	20-Oct-09	20-Oct-09
Total Coliform 10,000 / 1000	676	336	272	30	6867	418
E. coli 235 / 126	10	31	9	9	121	20
Fecal 400 / 200	4	22	11	5	240	16
Enterococcus 104 / 35	10	9	9	9	199	17

CLIPPER BASIN #1, Station CB1 (NEW)	22-Sep-09	29-Sep-09	6-Oct-09	12-Oct-09	20-Oct-09	20-Oct-09
Total Coliform 10,000 / 1000	631	435	134	241	3654	504
E. coli 235 / 126	10	10	9	9	259	18
Fecal 400 / 200	2	140	7	5	240	19
Enterococcus 104 / 35	10	10	9	9	201	17

SCHOONMAKER BEACH Station #33	21-Sep-09	29-Sep-09	5-Oct-09	12-Oct-09	19-Oct-09	19-Oct-09
Total Coliform 10,000 / 1000	292	97	63	85	307	136
E. coli 235 / 126	86	31	9	9	62	27
Fecal 400 / 200	0	0	0	0	0	0
Enterococcus 104 / 35	9	9	9	63	9	13

WET

	Single Sample					30 Day Geo Mean
Total Coliform Not To Exceed	10,000					1000
E. coli Not to Exceed	235					126
Fecal Coliform Not to Exceed	400					200
Enterococcus Not to Exceed	104					35

WALDO POINT GATES COOP Station #41	6-Jan-10	13-Jan-10	20-Jan-10	27-Jan-10	3-Feb-10	3-Feb-10
Total Coliform 10,000 / 1000	259	670	5493	5475	2723	1700
E. coli 235 / 126	63	122	355	173	84	132
Fecal 400 / 200	46	46	400	400	46	109
Enterococcus 104 / 35	906	63	1722	243	52	132

KAPPAS HOUSEBOATS Station #43	6-Jan-10	13-Jan-10	20-Jan-10	27-Jan-10	3-Feb-10	3-Feb-10
Total Coliform 10,000 / 1000	241	697	24192	24192	5794	3557
E. coli 235 / 126	31	160	1223	328	535	254
Fecal 400 / 200	11	400	1200	540	140	209
Enterococcus 104 / 35	10	98	4352	1014	120	254

WALDO "A" DOCK Station #40	6-Jan-10	13-Jan-10	20-Jan-10	27-Jan-10	3-Feb-10	3-Feb-10
Total Coliform 10,000 / 1000	216	327	2382	6867	1081	1045
E. coli 235 / 126	97	52	160	122	20	72
Fecal 400 / 200	22	46	140	81	18	46
Enterococcus 104 / 35	75	41	389	279	9	72

WALDO POINT SOUTH 40 Station 15	6-Jan-10	13-Jan-10	20-Jan-10	27-Jan-10	3-Feb-10	3-Feb-10
Total Coliform 10,000 / 1000	241	86	1782	6131	1274	780
E. coli 235 / 126	73	10	73	211	109	66
Fecal 400 / 200	20	20	760	240	81	90
Enterococcus 104 / 35	63	10	480	359	52	66

CLIPPER BASIN #4 Station 14	6-Jan-10	13-Jan-10	20-Jan-10	27-Jan-10	3-Feb-10	3-Feb-10
Total Coliform 10,000 / 1000	556	148	24192	6867	1017	1693
E. coli 235 / 126	97	31	1785	120	86	141
Fecal 400 / 200	22	22	760	180	46	79
Enterococcus 104 / 35	20	20	6867	355	9	141

ARQUEZ MARINA Station #37	6-Jan-10	13-Jan-10	20-Jan-10	27-Jan-10	3-Feb-10	3-Feb-10
Total Coliform 10,000 / 1000	209	98	1963	1381	1904	638
E. coli 235 / 126	10	20	816	135	10	47
Fecal 400 / 200	5	18	760	180	81	63
Enterococcus 104 / 35	20	52	1421	98	41	47

CLIPPER BASIN #1, Station CB1 (NEW)	6-Jan-10	13-Jan-10	20-Jan-10	27-Jan-10	3-Feb-10	3-Feb-10
Total Coliform 10,000 / 1000	408	384	19863	3448	1223	1673
E. coli 235 / 126	30	20	3654	262	9	88
Fecal 400 / 200	22	24	1200	400	20	87
Enterococcus 104 / 35	41	74	8664	216	10	88

SCHOONMAKER BEACH Station #33	0-Jan-00	0-Jan-00	0-Jan-00	0-Jan-00	15-May-00	15-May-00
Total Coliform 10,000 / 1000	0	0	0	0	0	0
E. coli 235 / 126	0	0	0	0	0	0
Fecal 400 / 200	0	0	0	0	0	0
Enterococcus 104 / 35	0	0	0	0	0	0

DRY

	Single Sample		30 Day Geo Mean	
Total Coliform Not To Exceed	10,000		1000	
E. coli Not to Exceed	235		126	
Fecal Coliform Not to Exceed	400		200	
Enterococcus Not to Exceed	104		35	

SCHOONMAKER Station #32	22-Sep-09	29-Sep-09	6-Oct-09	12-Oct-09	20-Oct-09	20-Oct-09
Total Coliform 10,000 / 1000	443	41	144	155	2014	241
E. coli 235 / 126	10	9	10	52	109	22
Fecal 400 / 200	7	7	18	20	400	23
Enterococcus 104 / 35	20	31	9	563	160	55

GALILEE / NAPA Station #8	22-Sep-09	29-Sep-09	6-Oct-09	12-Oct-09	20-Oct-09	20-Oct-09
Total Coliform 10,000 / 1000	96	175	288	110	6488	322
E. coli 235 / 126	9	175	41	10	262	44
Fecal 400 / 200	14	8	81	7	220	27
Enterococcus 104 / 35	9	9	9	9	315	18

MARINEWAYS Station MW (NEW)	22-Sep-09	29-Sep-09	6-Oct-09	12-Oct-09	20-Oct-09	20-Oct-09
Total Coliform 10,000 / 1000	780	2613	1223	960	7270	1770
E. coli 235 / 126	86	563	410	160	408	265
Fecal 400 / 200	69	22	400	240	400	142
Enterococcus 104 / 35	10	426	31	233	480	108

PELICAN HARBOR Station #6	22-Sep-09	29-Sep-09	6-Oct-09	12-Oct-09	20-Oct-09	20-Oct-09
Total Coliform 10,000 / 1000	110	120	146	63	1850	186
E. coli 235 / 126	20	10	41	10	74	23
Fecal 400 / 200	41	5	8	2	46	11
Enterococcus 104 / 35	9	10	31	10	309	24

SAUSALITO YACHT HARBOR Station #5	22-Sep-09	29-Sep-09	6-Oct-09	12-Oct-09	20-Oct-09	20-Oct-09
Total Coliform 10,000 / 1000	155	74	243	121	2613	245
E. coli 235 / 126	10	10	20	52	145	27
Fecal 400 / 200	5	2	11	7	140	10
Enterococcus 104 / 35	10	9	10	9	20	11

SAUSALITO YACHT HARBOR Station #3	22-Sep-09	29-Sep-09	6-Oct-09	12-Oct-09	20-Oct-09	20-Oct-09
Total Coliform 10,000 / 1000	146	122	388	109	441	202
E. coli 235 / 126	10	10	63	10	98	23
Fecal 400 / 200	14	5	20	18	20	14
Enterococcus 104 / 35	9	9	9	20	52	15

CONTROL STATION DAYMARK #6 Station C	22-Sep-09	29-Sep-09	6-Oct-09	12-Oct-09	20-Oct-09	20-Oct-09
Total Coliform 10,000 / 1000	110	10	9	31	9	19
E. coli 235 / 126	10	9	9	9	9	9
Fecal 400 / 200	5	2	2	2	7	3
Enterococcus 104 / 35	9	9	9	9	9	9

CONTROL O STRAWBERRY POINT	22-Sep-09	29-Sep-09	6-Oct-09	12-Oct-09	20-Oct-09	20-Oct-09
Total Coliform 10,000 / 1000	74	63	63	187	1723	157
E. coli 235 / 126	9	9	10	10	97	15
Fecal 400 / 200	5	2	8	2	81	7
Enterococcus 104 / 35	9	9	9	9	135	15

WET

	Single Sample		30 Day Geo Mean	
Total Coliform Not To Exceed	10,000		1000	
E. coli Not to Exceed	235		126	
Fecal Coliform Not to Exceed	400		200	
Enterococcus Not to Exceed	104		35	

6-Jan-10	13-Jan-10	20-Jan-10	27-Jan-10	3-Feb-10	3-Feb-10
373	63	2909	3255	717	693
169	20	199	246	41	93
81	24	240	240	18	73
9	20	393	187	9	93

6-Jan-10	13-Jan-10	20-Jan-10	27-Jan-10	3-Feb-10	3-Feb-10
1500	144	10462	4352	985	1575
31	10	1439	359	9	68
11	24	760	1200	14	80
9	41	2755	345	9	68

6-Jan-10	13-Jan-10	20-Jan-10	27-Jan-10	3-Feb-10	3-Feb-10
1421	1782	11199	3873	24192	4840
86	934	1565	594	17329	1053
81	1200	1200	760	1200	639
279	275	2098	146	345	1053

6-Jan-10	13-Jan-10	20-Jan-10	27-Jan-10	3-Feb-10	3-Feb-10
364	134	1935	3784	3873	1067
20	31	161	256	148	82
81	20	240	180	140	100
20	10	292	158	84	82

6-Jan-10	13-Jan-10	20-Jan-10	27-Jan-10	3-Feb-10	3-Feb-10
292	209	1439	2613	842	720
160	31	216	183	52	100
81	24	180	81	8	47
98	9	299	171	20	100

6-Jan-10	13-Jan-10	20-Jan-10	27-Jan-10	3-Feb-10	3-Feb-10
98	52	1314	2489	1553	482
9	10	216	110	146	50
46	22	220	400	22	72
10	9	272	160	10	50

6-Jan-10	13-Jan-10	20-Jan-10	27-Jan-10	3-Feb-10	3-Feb-10
63	132	1722	11199	565	619
10	20	86	30	63	32
2	11	270	41	46	26
9	63	231	85	9	32

6-Jan-10	13-Jan-10	20-Jan-10	27-Jan-10	3-Feb-10	3-Feb-10
130	132	3300	8664	1162	894
10	9	313	171	10	34
8	8	400	400	8	38
9	20	1169	309	10	34